Applying sample solution in the Sanitakun

CHISSO CORPORATION
FINE CHEMICAL DEPT.



1. hold the end of near center of the cover film with thumb and index finger.



2. Open the cover film about half to 2/3.
(If you open it the full, when you closed it, the adhesion with the cover film and the adhesive sheet will get bad eazily.)



3. Apply 1ml on the fiberic pad.
(Take care such not to leak from the fiberic pad.)



4. Wait for 3 to 5 seconds in the holding the cover film.

5. Close the cover film in the holding the cover film.

6. Push the cover film on to the adhesive sheet lightly.

7. Release from the cover film.

If the cover film and the adhesive sheet dont adhere perfectly and get through from the fiberic pad to outside, you should stroke around fiberic pad with finger lightly and adhere it.